

HELO  
Steam & Saunas



Vita  
Tub & Spas

0213-00

19555 East Parker Sq Dr . P.O. Box 1763 Parker, Colorado 80134

Phone: 303-841-7646

Fax: 303-841-7644

Customer

Order Date

Name: \_\_\_\_\_

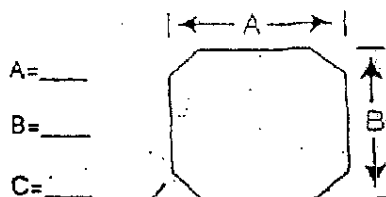
Address: \_\_\_\_\_

Phone: \_\_\_\_\_

## SPA INFORMATION

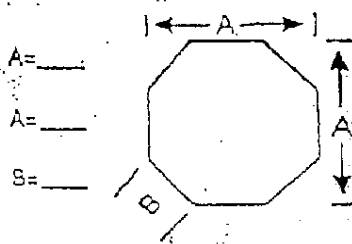
| BRAND NAME | MODEL NAME OR NUMBER | YEAR MANUFACTURED |
|------------|----------------------|-------------------|
|------------|----------------------|-------------------|

RECTANGLE OR SQUARE WITH CUT CORNERS



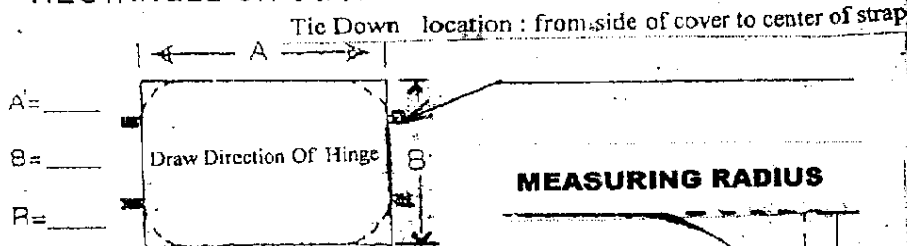
ARE ALL THE CORNERS THE SAME?

OCTAGON



ARE ALL THE SIDES THE SAME?

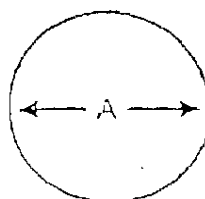
RECTANGLE OR SQUARE



MEASURING RADIUS

RADIUS OF ROUNDED CORNERS

ROUND



A= \_\_\_\_\_

|  |   |  |   |
|--|---|--|---|
| <b>COLOR</b><br>AQUA <input type="checkbox"/><br>PACIFIC BLUE <input type="checkbox"/><br>AMMERETTO (Russett) <input type="checkbox"/><br>BROWN <input type="checkbox"/><br>RUST <input type="checkbox"/><br>RAWHIDE <input type="checkbox"/><br>NAVY BLUE <input type="checkbox"/><br>LT BLUE <input type="checkbox"/><br>ASH <input type="checkbox"/><br>LIGHT GREY <input type="checkbox"/><br>TEAL <input type="checkbox"/><br>MAROON <input type="checkbox"/><br>BLACK <input type="checkbox"/><br>ALMOND <input type="checkbox"/><br>FOREST GREEN <input type="checkbox"/> | <b>FOAM THICKNESS</b><br>STANDARD 4"-2" TAPER <input type="checkbox"/><br>HIGH DENSITY 4"-2" TAPER <input type="checkbox"/><br>OTHER _____ <input type="checkbox"/> | <b>SKIRT LENGTH</b><br>STANDARD <input type="checkbox"/> 2 1/2"<br>NONE <input type="checkbox"/> 3" <input type="checkbox"/><br>1" <input type="checkbox"/> 3 1/2" <input type="checkbox"/><br>1 1/2" <input type="checkbox"/> 4" <input type="checkbox"/><br>2" <input type="checkbox"/> 4 1/2" <input type="checkbox"/><br>SURCHARGE FOR OVER 4 1/2" SKIRT | <b>SPA DIMENSIONS AND RESPONSIBILITY PROVIDED BY:</b><br><input type="checkbox"/> DEALER <input type="checkbox"/> SPA OWNER   |
|  | <b>NUMBER OF FASTENERS</b><br><input type="checkbox"/><br>IF OTHER THAN STANDARD PLACEMENT—DRAW ABOVE   | <b>LENGTH OF FASTENERS</b><br><input type="checkbox"/><br>MEASURE FROM BOTTOM OF COVER TO CENTER OF EYELET   | 2 - HANDLES (OPTIONAL) <input type="checkbox"/><br>• DRAW DIRECTION OF HINGE IF CRITICAL<br>• USE INCHES ONLY ON ALL MEASUREMENTS<br>• USE DIMENSIONS TO OUTSIDE OF SPA |